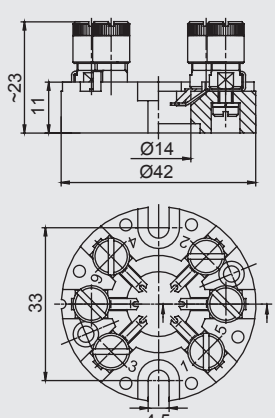
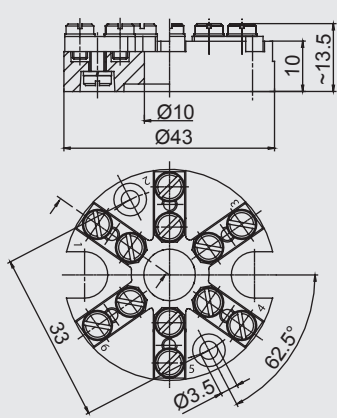
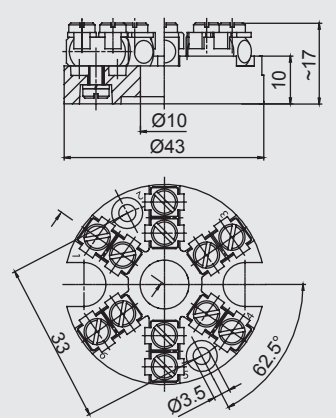


	B12S-G5Lr	B13S-FS3	B13S-HS15
			
	33	33	33
Place to install	„B” type connection heads with 33mm mounting holes spacing	„B” type connection heads - on springing disk of measuring insert with 33mm mounting holes spacing	„B” type connection heads - on springing disk of measuring insert with 33mm mounting holes spacing
Type of installation	Directly fixed to the connection head by M4 screws	Riveted to the springing disk by Ø3mm rivets	Riveted to the springing disk by Ø3mm rivets
Material of block	Steatite C220 ac. to IEC 60672-3		
Material of terminals	Nickel - plated brass		
Max. number of terminals	6		
Max. diameter of inside wire	Ø1.2mm		
Way of connection inside wire to the terminals	By soldering	By screwing	By screwing
	ORDERING		
Type	B12S-G5Lr-2 to B12S-G5Lr-6	B13S-FS3-2 to B13S-FS3-6	B13S-HS15-2 to B13S-HS15-6
Number of terminals	2 to 6		
Ordering example:	Terminal block B12S-G5Lr-6	Terminal block B13S-FS3-6	Terminal block B13S-HS15-6
	<i>Unit for fixing to the connection head</i>	-	-
NAME	TYPE		
Mounting kit	KBD-1	-	-
	-	<i>Unit for spring loaded version</i>	<i>Unit for spring loaded version</i>
Mounting kit	-	KBF-2	KBF-2
Springing disk	-	BSD1-d d = 3; 4.5; 6; 8	BSD1-d d = 3; 4.5; 6; 8
Bush springing disk	-	BSDB1-d d = 3; 4.5; 6; 8	BSDB1-d d = 3; 4.5; 6; 8